

# D2 Dynamic Instrument Microphone

## OVERVIEW

Designed, machined, assembled and tested by Audix in the USA, the D2 is a dynamic instrument microphone used for stage, studio and broadcast applications. The D2 is characterized with a hypercardioid pickup pattern for isolation and feedback control and is equipped with a VLM™ (Very Low Mass) diaphragm for natural, accurate sound reproduction.

The D2 is lightweight, compact and easy to position. With a wide frequency response of 68 Hz - 18 kHz and the ability to handle sound pressure levels in excess of 144 dB, the D2 is an excellent choice for miking instruments with a percussive nature such as rack toms, congas, saxophone, guitar cabinets and brass.

The D2 is manufactured with a precision machined aluminum body, durable black anodized finish, dent resistant steel mesh grill and gold plated XLR connector. Transformerless design, low impedance, and balanced output allow for interference-free performance even with long cable runs.

## SUPPLIED ACCESSORIES

**DCLIP** - Heavy duty nylon molded snap on clip.

**P1** - Carrying pouch.

## OPTIONAL ACCESSORIES

**DFLEX** - Dual pivot rim mounted clip with extra wide butterfly jaws.

**DVICE** - Flexible mini-gooseneck with spring loaded rim mount clamp.

**DCLAMP** - Flexible mini-gooseneck with drum tension lug mount.

**CBL20** - 20' premium XLR-XLR balanced mic cable. Quad conductor, twisted pair with braided shield for maximum conductivity. 6mm PVC jacketed.

**CBLDR25** - 25' premium right angle XLR-XLR balanced mic cable. Quad conductor, twisted pair with braided shield for maximum conductivity. 6mm PVC jacketed.

**STANDKD** - Short pedestal stand with telescoping boom arm.

**CABGRABBER** - Tension fit microphone holder that clamps onto most combo amps or cabinets between 8"-14" in.

**CABGRABBERXL** - Tension fit microphone holder that clamps onto most combo amps or cabinets between 14"-20" in.

**TRIPOD** - Metal tripod desktop stand for use with any 5/8" threaded mic clip.



## FEATURES

- Professional dynamic instrument mic for live sound or studio
- Full response with punchy mid-bass
- VLM Capsule
- Designed, assembled & tested in the USA
- 5 year warranty

## APPLICATIONS

- Rack tom, floor tom congas
- Guitar and bass cabinets
- Saxophone, brass, horns



DCLIP

P1

DFLEX

DVICE

DCLAMP

CBL20

CBLDR25

STANDKD

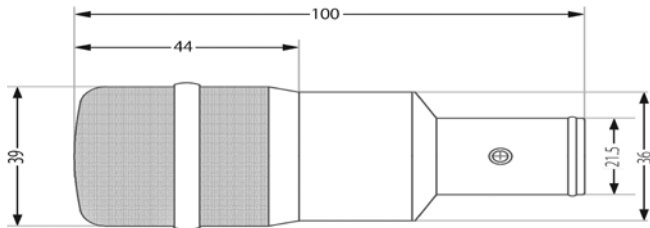
TRIPOD

# D2

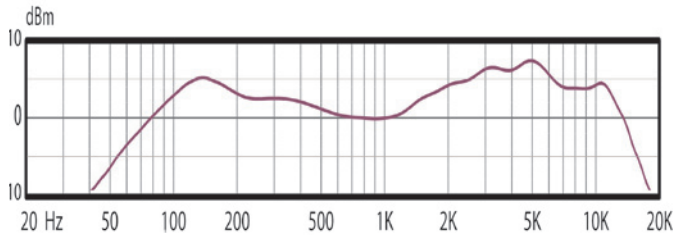
## SPECIFICATIONS

Transducer Type	Dynamic
Frequency Response	68 Hz - 18 kHz
Polar Pattern	Hypercardioid
Output Impedance	280 ohms
Sensitivity	1.2 mV / Pa @ 1k
Capsule Technology	VLM Type B
Off-Axis Rejection	>30 dB
Maximum SPL	≥144 dB
Power Requirements	None
Connector	3-pin XLRm
Polarity	Positive pressure on diaphragm produces positive voltage on pin 2 relative to pin 3 of output XLR connector
Materials / Finish	Black Hard Coat
Weight	128 g / 4.5 oz
Length	100 mm / 3.9 in

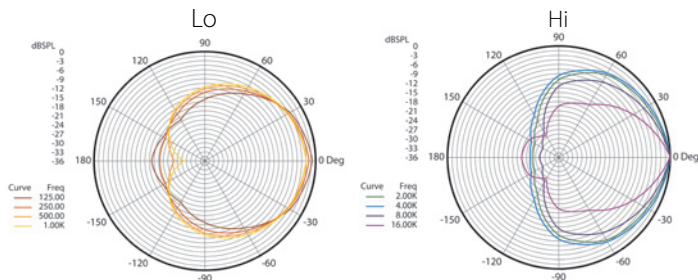
## DIMENSIONS (mm)



## FREQUENCY RESPONSE



## POLAR PATTERNS



## PRODUCT REGISTRATION

Please register your product online at [www.audixusa.com/docs\\_12/about/product\\_registration.shtml](http://www.audixusa.com/docs_12/about/product_registration.shtml).

## SERVICE AND WARRANTY

This microphone is under warranty for a period of 5 years to be free of defects in material and workmanship. In the event of a product failure due to materials or workmanship, Audix will repair or replace said product at no charge with proof of purchase. Audix does not pay or reimburse shipping costs for warranty repairs or returns. The warranty excludes any causes other than manufacturing defects, such as normal wear, abuse, environmental damage, shipping damage or failure to use or maintain the product per the supplied instructions. No Implied Warranties: All implied warranties, including but not limited to implied warranties of merchantability and fitness for a particular purpose are hereby excluded. The liability of Audix, if any, for damages relating to allegedly defective products shall be limited to the actual price paid by Dealer for such products and shall in no event include incidental or consequential damages of any kind. Should your microphone fail in any way, please contact the Audix Service department at 503.682.6933. A Return Authorization is required before returning any product. OTHER THAN THIS WARRANTY, AUDIX MAKES NO WARRANTIES, EXPRESS OR IMPLIED, WITH RESPECT TO THE PRODUCTS, THE USE OF THE PRODUCTS, THE PERFORMANCE OF THE PRODUCTS. AUDIX SHALL NOT BE LIABLE FOR SPECIAL INCIDENTAL, CONSEQUENTIAL, INDIRECT OR SIMILAR DAMAGES ARISING FROM OR BASED ON THE SALE, USE, STORAGE OR DISPOSAL OF THE PRODUCTS, AUDIX'S SERVICE WORK, BREACH OF WARRANTY, BREACH OF CONTRACT, NEGLIGENCE, OR ANY OTHER THEORY OF LIABILITY, EVEN IF AUDIX HAS BEEN ADVISED OF THE POSSIBILITY OF SUCH DAMAGES.

ALL SPECIFICATIONS SUBJECT TO CHANGE WITHOUT NOTICE.

## ARCHITECT AND ENGINEER SPECIFICATIONS

The microphone shall be of the dynamic type operating on the moving coil principle and the capsule shall be VLM Type B. The polar pattern of the microphone shall be hypercardioid. The nominal output impedance shall be 280 ohms at 1 kHz. The microphone shall have a sensitivity of 1.2 mV / Pa at 1 kHz and shall handle a sound pressure level of ≥144 dB. The microphone body shall be machined of aluminum and the grill cap shall be steel wire mesh. The overall dimensions shall be 21.5 mm in diameter at the base, 39 mm in diameter at the widest point and 100 mm in length.

## OPERATION AND MAINTENANCE

The D2 is a low impedance microphone and should be plugged into a "mic level" input of your console, mixer, or recording device. Please note that your microphone does not require phantom power and will not be affected in any way by phantom power should it be running simultaneously while the microphone is in operation. Avoid plugging or unplugging the microphone from the PA system unless the channel is muted or the volume of the system turned down. Failure to do so may result in a loud "popping" noise which could seriously damage the speakers in the PA system provided when not in use. Moisture of any kind can adversely effect the sound and performance of your microphone.

## USER TIPS

The D2 has an extremely tight hypercardioid pick-up pattern in order to help eliminate sound from other instruments on stage from "bleeding" into the microphone. For this reason, the D2 is exceptionally effective in capturing the sound of each component of a drum or percussion kit.

**Drums & hand percussion:** As a general rule, the bottom of the D2 grill should be 1-2 inches above the head of the drum and pointed towards the center. For more "ring" pull the mic back towards the rim. For less ring and more overtones, position the mic 1-2 inches inside the ring. For more attack, place the mic very close to the head and for more overtones and decay move the mic further away from the head.

**Guitar cabinets:** The D2 can be placed within 1-2 inches of the grill cover at a 90 degree angle pointing directly at the speaker. If the mic is placed closer to the edge of the speaker, you will minimize the higher frequencies and get a warmer, fatter tone. To capture more highs, move the mic closer towards the center of the speaker.

**Horns:** Place the mic within 1-2 inches of the bell, especially when on a stage with drums, bass, guitar, etc. For jazz, classical, and music where the stage volume is lower, the mic can be placed further away for a richer, fuller sound.

Further miking techniques may be found at [www.audixusa.com](http://www.audixusa.com).



Audix Corporation 9400 SW Barber St. Wilsonville, OR 97070

[www.audixusa.com](http://www.audixusa.com)  
503.682.6933 Fax: 503.682.7114

**AUDIX**  
ver 2.0 06-15